

How to Access the School Bus Driver In-Service Training

Step 1: Create Account

You MUST create an account through this link (<https://tsi-dot.csod.com/selfreg/register.aspx?c=pts-nhtsa-rti-70>). You will not have access to the training material if you create an account any other way. You will know you are in the right area if the following page appears:

School Bus Driver In-Service Curriculum

* Required Field

* First Name:

* Last Name:

* Email Address:

Address Line 1:

Address Line 2:

City:

State:

Zip:


Phone:

* Organization/Employer

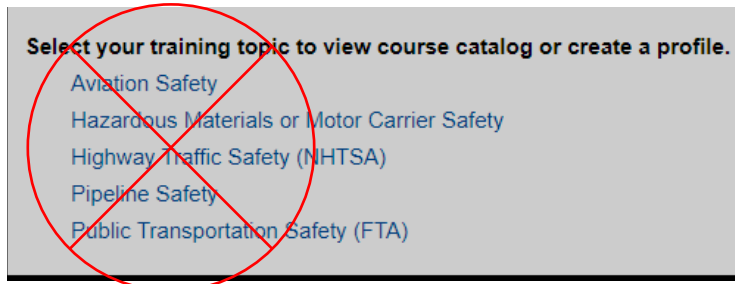
* Position/Title

Supervisor Name

Supervisor Email



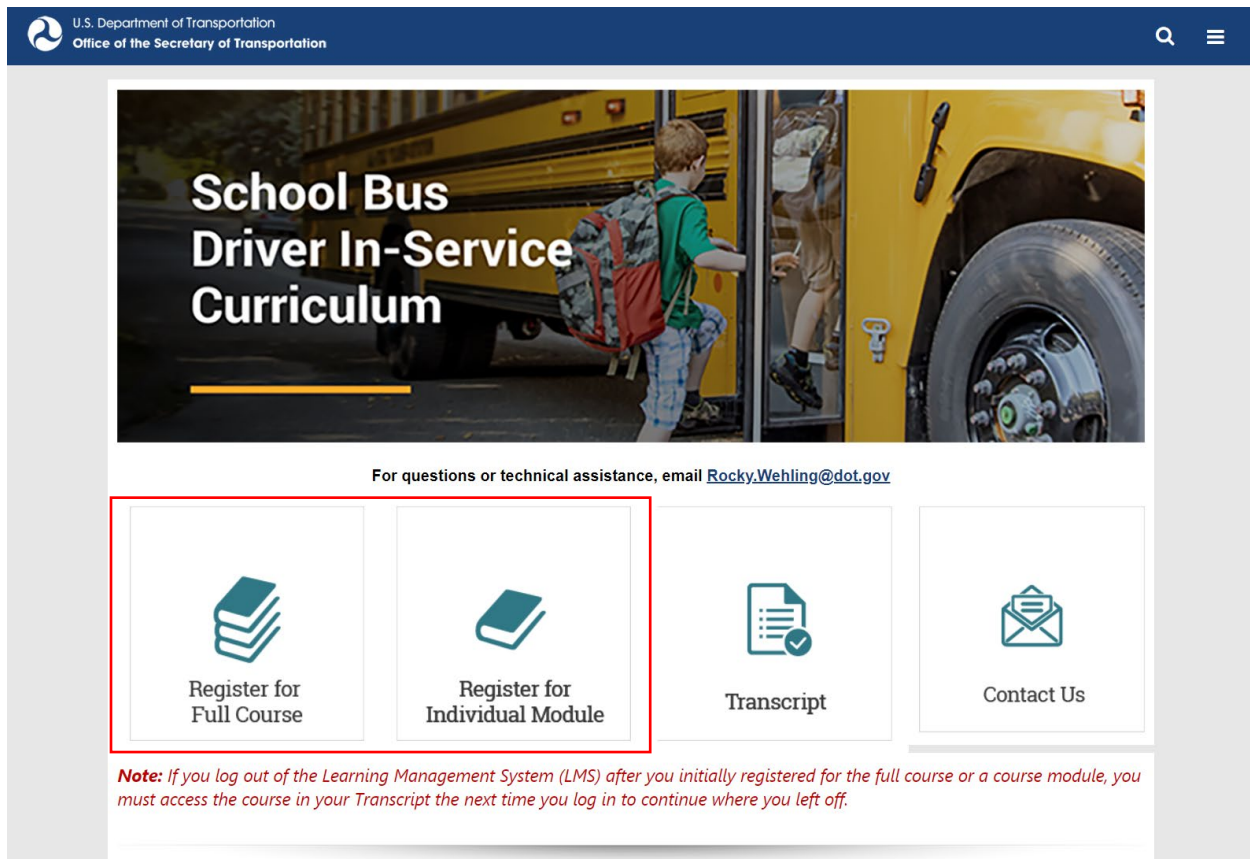
NOTE: Do NOT register through any of the following options, you will NOT be able to access the training. If you have already registered through one of the following links and need your profile moved or have an existing account, please email rocky.wehling@dot.gov to gain access to the training.



Step 2: Enroll in Course

Select “Register for Full Course” you plan to complete the entire course. Select “Register for Individual Module if you only plan to complete a couple of the course modules. If you enroll in the incorrect area, contact rocky.wehling@dot.gov .

Note: You will NOT receive a certificate for the full course if you try to complete the course by selecting “Register for Individual Module”.



U.S. Department of Transportation
Office of the Secretary of Transportation

School Bus Driver In-Service Curriculum

For questions or technical assistance, email Rocky.Wehling@dot.gov

Register for Full Course Register for Individual Module Transcript Contact Us

Note: If you log out of the Learning Management System (LMS) after you initially registered for the full course or a course module, you must access the course in your Transcript the next time you log in to continue where you left off.

Full Course Registration

U.S. Department of Transportation
Office of the Secretary of Transportation

0%
CURRICULUM PROGRESS

School Bus Driver In-Service Curriculum

- SCHOOL BUS DRIVER IN-SERVICE MODULE 1: DRIVER ATTITUDE
- SCHOOL BUS DRIVER IN-SERVICE MODULE 2: VEHICLE TRAINING
- SCHOOL BUS DRIVER IN-SERVICE MODULE 3: HIGHWAY-RAIL GRADE CROSSING SAFETY
- SCHOOL BUS DRIVER IN-SERVICE MODULE 4: ADVERSE WEATHER CONDITIONS
- SCHOOL BUS DRIVER IN-SERVICE MODULE 5: KNOWING YOUR ROUTE
- SCHOOL BUS DRIVER IN-SERVICE MODULE 6: STUDENT MANAGEMENT

School Bus Driver In-Service Curriculum Options ▾

Welcome to NHTSA's new and improved School Bus Driver In-Service Curriculum! It has been redesigned by NHTSA and partners from across the pupil transportation community to make it more engaging and relevant to today's school bus transportation needs.

What's New?

New Content, New Structure! The School Bus Driver In-Service Curriculum is now completely online and provides refresher training to help reduce the number of school transportation-related crashes and improve the safety of students in and around the school bus. You can complete the interactive modules at your own pace. There is no need to wait for in-service days!


Mobile Accessible! The curriculum can be accessed through your smartphone or mobile device.

Track Learning! The curriculum includes knowledge checks to assess your learning. You can track your progress through the lessons and earn certificates of completion after finishing all of the lessons of a module.

0%	School Bus Driver In-Service Module 1: Driver Attitude Completed: 0 Min Required: 3 Total Items: 3	View Details
0%	School Bus Driver In-Service Module 2: Vehicle Training Completed: 0 Min Required: 7 Total Items: 7	View Details
0%	School Bus Driver In-Service Module 3: Highway-Rail Grade Crossing Safety Completed: 0 Min Required: 4 Total Items: 4	View Details
0%	School Bus Driver In-Service Module 4: Adverse Weather Conditions Completed: 0 Min Required: 8 Total Items: 8	View Details
0%	School Bus Driver In-Service Module 5: Knowing Your Route Completed: 0 Min Required: 3 Total Items: 3	View Details











Individual Module Registration

U.S. Department of Transportation
Office of the Secretary of Transportation



School Bus Driver In-Service Curriculum

Note: Below are the individual course modules. This section is intended for individuals that were assigned pieces of the overall curriculum. You will not receive a certificate for the entire course by completing the individual module on this page below; however, you will receive a certificate for the individual module(s) completed. If you were assigned the complete course curriculum, please return to the following page and select "Register for Full Course".

 Register for Module 1: Driver Attitude	 Register for Module 2: Vehicle Training	 Register for Module 3: Highway-Rail Grade Crossing Safety	 Register for Module 4: Adverse Weather Conditions	 Register for Module 5: Knowing Your Route
 Register for Module 6: Student Management	 Register for Module 7: Loading and Unloading	 Register for Module 8: Transporting Students with Special Needs	 Register for Module 9: Transporting Infants and Toddlers	 Register for Module 10: Emergency Evacuation

Step 3: Completing the Course

Now that you have created an account, you can access your training through the main log in page at (<https://tsi-dot.csod.com>). See image below:

The screenshot shows the Transportation Safety Institute (TSI) website. At the top, it says "United States Department of Transportation" and "OFFICE OF THE ASSISTANT SECRETARY FOR RESEARCH AND TECHNOLOGY". Below that is the "Transportation Safety Institute" logo. A welcome message reads: "Welcome to the USDOT's Transportation Safety Institute Learning Management System. Our continuing mission is to develop and provide world-class safety, security, and environmental training, products, and/or services for both public and private sectors." To the right, there is a box titled "Select your training topic to view course catalog or create a profile." with options: Aviation Safety, Hazardous Materials or Motor Carrier Safety, Highway Traffic Safety (NHTSA), Pipeline Safety, and Public Transportation Safety (FTA). Below this is a login section titled "If you have created a profile since April 1, 2015 please login below." with input fields for "Email or Username" and "Password", a "LOG IN" button, and links for "Retrieve Username", "Reset Password", and "Need help?". At the bottom, it says "© Cornerstone OnDemand. All Rights Reserved."

If you have already enrolled in the "Full Curriculum" you will now access it through your transcript

The screenshot shows the "School Bus Driver In-Service Curriculum" page. At the top, it says "U.S. Department of Transportation" and "Office of the Secretary of Transportation". Below that is a search icon and a menu icon. The main heading is "School Bus Driver In-Service Curriculum" with a background image of a school bus. Below the heading, it says "For questions or technical assistance, email Rocky.Webling@dot.gov". There are four buttons: "Register for Full Course", "Register for Individual Module", "Transcript", and "Contact Us". The "Transcript" button is highlighted with a red box. At the bottom, a note reads: "Note: If you log out of the Learning Management System (LMS) after you initially registered for the full course or a course module, you must access the course in your Transcript the next time you log in to continue where you left off."

If you are only planning to complete a few modules, you will enroll in new modules by going to “Register for Individual Module”. If you have already registered for a module, you will access that module by going to your transcript.

U.S. Department of Transportation
Office of the Secretary of Transportation

School Bus Driver In-Service Curriculum

For questions or technical assistance, email Rocky.Webling@dot.gov

~~Register for Full Course~~ Register for Individual Module Transcript Contact Us

Note: If you log out of the Learning Management System (LMS) after you initially registered for the full course or a course module, you must access the course in your Transcript the next time you log in to continue where you left off.


Transcript

Full Curriculum

Use the transcript to manage all active training.

Active ▾ By Date Added ▾ All Types ▾ Search for training 🔍

Search Results (3)

 **School Bus Driver In-Service Curriculum**
Due: No Due Date Status: In Progress **Open Curriculum ▾**


or

Individual Module

Use the transcript to manage all active training.

Active ▾ By Date Added ▾ All Types ▾ Search for training 🔍

Search Results (4)

 **School Bus Driver In-Service Module 1: Driver Attitude**
Due: No Due Date Status: In Progress **Open Curriculum ▾**

Launch Training

Full Curriculum

CURRICULUM PROGRESS

School Bus Driver In-Service Curriculum

- SCHOOL BUS DRIVER IN-SERVICE MODULE 1: DRIVER ATTITUDE
- SCHOOL BUS DRIVER IN-SERVICE MODULE 2: VEHICLE TRAINING
- SCHOOL BUS DRIVER IN-SERVICE MODULE 3: HIGHWAY-RAIL GRADE CROSSING SAFETY
- SCHOOL BUS DRIVER IN-SERVICE MODULE 4: ADVERSE WEATHER CONDITIONS
- SCHOOL BUS DRIVER IN-SERVICE MODULE 5: KNOWING YOUR ROUTE
- SCHOOL BUS DRIVER IN-SERVICE MODULE 6: STUDENT MANAGEMENT
- SCHOOL BUS DRIVER IN-SERVICE MODULE 7: LOADING AND UNLOADING
- SCHOOL BUS DRIVER IN-SERVICE MODULE 8: TRANSPORTING STUDENTS WITH SPECIAL NEEDS
- SCHOOL BUS DRIVER IN-SERVICE MODULE 9: TRANSPORTING INFANTS AND TODDLERS
- SCHOOL BUS DRIVER IN-SERVICE MODULE 10: EMERGENCY EVACUATION

transportation needs.

What's New?

New Content, New Structure! The School Bus Driver In-Service Curriculum is now completely online and provides refresher training to help reduce the number of school transportation-related crashes and improve the safety of students in and around the school bus. You can complete the interactive modules at your own pace. There is no need to wait for in-service days!

Mobile Accessible! The curriculum can be accessed through your smartphone or mobile device.

Track Learning! The curriculum includes knowledge checks to assess your learning. You can track your progress through the lessons and earn certificates of completion after finishing all of the lessons of a module.

0%	School Bus Driver In-Service Module 1: Driver Attitude Completed: 0 Min Required: 3 Total Items: 3	View Details
0%	School Bus Driver In-Service Module 2: Vehicle Training Completed: 0 Min Required: 7 Total Items: 7	View Details
0%	School Bus Driver In-Service Module 3: Highway-Rail Grade Crossing Safety Completed: 0 Min Required: 4 Total Items: 4	View Details
0%	School Bus Driver In-Service Module 4: Adverse Weather Conditions Completed: 0 Min Required: 8 Total Items: 8	View Details
0%	School Bus Driver In-Service Module 5: Knowing Your Route Completed: 0 Min Required: 3 Total Items: 3	View Details
0%	School Bus Driver In-Service Module 6: Student Management Completed: 0 Min Required: 3 Total Items: 3	View Details
0%	School Bus Driver In-Service Module 7: Loading and Unloading Completed: 0 Min Required: 5 Total Items: 5	View Details
0%	School Bus Driver In-Service Module 8: Transporting Students with Special Needs Completed: 0 Min Required: 8 Total Items: 8	View Details
0%	School Bus Driver In-Service Module 9: Transporting Infants and Toddlers Completed: 0 Min Required: 2 Total Items: 2	View Details
0%	School Bus Driver In-Service Module 10: Emergency Evacuation Completed: 0 Min Required: 5 Total Items: 5	View Details

0/0




CURRICULUM PROGRESS

School Bus Driver In-Service Curriculum

- SCHOOL BUS DRIVER IN-SERVICE MODULE 1: DRIVER ATTITUDE
- SCHOOL BUS DRIVER IN-SERVICE MODULE 2: VEHICLE TRAINING
- SCHOOL BUS DRIVER IN-SERVICE MODULE 3: HIGHWAY-RAIL GRADE CROSSING SAFETY
- SCHOOL BUS DRIVER IN-SERVICE MODULE 4: ADVERSE WEATHER

School Bus Driver In-Service Module 1: Driver Attitude

0% Completed: 0 Min Required: 3 Total Items: 3

- 
Lesson 1.1: The Impact of Your Attitude
 Status: Registered Due: No Due Date
 Description
 Launch ▾
- 
Module 1: Driver Attitude Assessment
 Status: Registered Due: No Due Date
 Description
 Launch ▾
- 
Lesson 1.2: Maintaining a Good Driver Attitude
 Status: Pending Prior Training Due: No Due Date
 Description
 Launch ▾




or

Individual Module

Rocky Wehling PTS Student Transcript: Rocky Wehling PTS Student School Bus Driver In-Service Module 1: Driver Attitude

School Bus Driver In-Service Module 1: Driver Attitude Options ▾

The impact of your attitude and how to manage stress.

- 
Lesson 1.1: The Impact of Your Attitude
 Status: Registered Due: No Due Date
 Description
 Launch ▾
- 
Module 1: Driver Attitude Assessment
 Status: Registered Due: No Due Date
 Description
 Launch ▾
- 
Lesson 1.2: Maintaining a Good Driver Attitude
 Status: Pending Prior Training Due: No Due Date
 Description
 Launch ▾

Pow

Step 4 – Evaluate and Print Certificate

Click on your transcript.

The screenshot shows the landing page for the "School Bus Driver In-Service Curriculum". At the top, it says "U.S. Department of Transportation Office of the Secretary of Transportation". Below the header is a banner image of a school bus with a child. The main heading is "School Bus Driver In-Service Curriculum". Below this, there is a note: "For questions or technical assistance, email Rocky.Wehling@dot.gov". There are four buttons: "Register for Full Course", "Register for Individual Module", "Transcript", and "Contact Us". The "Transcript" button is highlighted with a red box. At the bottom, there is a note: "Note: If you log out of the Learning Management System (LMS) after you initially registered for the full course or a course module, you must access the course in your Transcript the next time you log in to continue where you left off."

Change the "Active" tab to "Completed".

The screenshot shows the transcript management interface. At the top, it says "Use the transcript to manage all active training." Below this, there are three dropdown menus: "Active", "By Date Added", and "All Types". The "Active" dropdown menu is open, showing three options: "Active" (with a checkmark), "Completed", and "Archived". The "Completed" option is highlighted with a red box. Below the dropdowns, there is a list of training items. The first item is "School Bus Driver In-Service Module 1: Driver Attitude" with a "Due Date" and "Status: In Progress". The second item is "School Bus Driver In-Service Curriculum" with a "Due: No Due Date" and "Status: In Progress".

Select the dropdown next to the course name.

The screenshot shows the transcript management interface. At the top, it says "Use the transcript to manage all active training." Below this, there are three dropdown menus: "Completed", "By Completion Date", and "All Types". There is also a search bar labeled "Search for training". Below the dropdowns, there is a list of training items. The first item is "School Bus Driver In-Service Module 2: Vehicle Training" with a "Due: No Due Date" and "Status: In Progress". The second item is "School Bus Driver In-Service Curriculum" with a "Due: No Due Date" and "Status: In Progress". The dropdown menu next to the second item is open, showing four options: "View Certificate", "Evaluate", "View Training Details", and "Move to Archived Transcript". The "View Certificate" option is highlighted with a red box.

For more information or help with technical issues contact rocky.wehling@dot.gov or Kristin.rosenthal@dot.gov